




You received an Advent @ Home kit to help your household feel more like a worship space, connected to other households. In the kit you find the materials to make indoor luminarias. We provided them so you can be part of the Advent & Christmas candlelighting with a nod to our local culture. You'll put together one each week and then light it. On each occasion, we'll light more candles to signify the coming of the light of Christ into the world.

Here are tips on how to assemble a luminaria. Creativity is encouraged!! This is only one, simple way to do it.

Step 1: Get your Advent @ Home kit



Step 2: Get one votive candle, one luminaria bag and the bag of sand.

If you're missing the sand, other nonflammable materials can be used.

Helpful tools include scissors, a 1/3 cup measuring cup, markers and a lighter.



Step 3: For a basic luminaria, unfold the bag, making sure it will stand up straight on it's own.

Note: we are not making an outdoor luminaria. That would require a larger bag and much more sand!



Step 4: Measure out 1/3 cup of sand and spread it in the bottom of the bag. You can spread it evenly or make a little mound for the votive to sit on.



Step 6: Place bag flat on a surface and put the votive candle in the middle. Keep it away from the sides.



Step 7: Use a candle lighter to light the votive. If you use matches, please be careful not to burn yourself or catch the bag on fire.

Alternatively, you can use an LED candle in place of a votive.



You're done! Carefully place the luminaria in your home worship space and enjoy.




For those of you who are more crafty, adventurous or want to personalize your home worship space, here are some ideas:




Cut the top of the bag off to make it shorter and easier to light.



Cut a pattern into the bag to make a design



Here's an idea. You can use markers or hole punches to put patterns, designs and words on the bags



Finally, for the truly inspired, you can find a number of crafty ideas online. Here's one of my favorites (the other is at the top of the first page):



The main thing is to have fun while you invite those in your household to participate in creating a worship space this year during Advent and Christmas.

May God bless you!